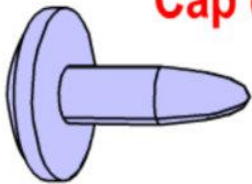


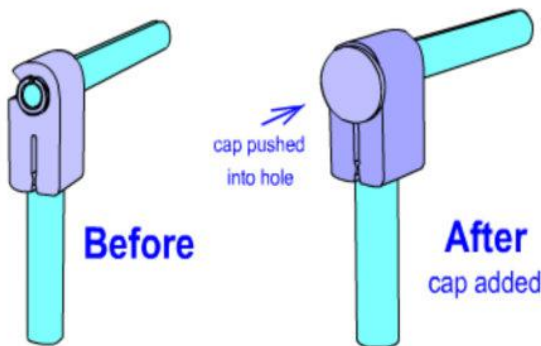
Other Kre8 Parts and How to Use Them

Cap ends



Used when you need a more professional looking finish. Push the cap-end into the slit-rod hole. It also tightens the joint as it is inserted.

How to use



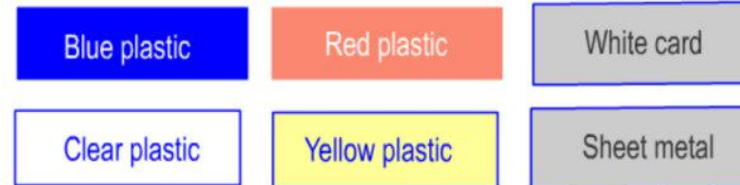
Before

After
cap added

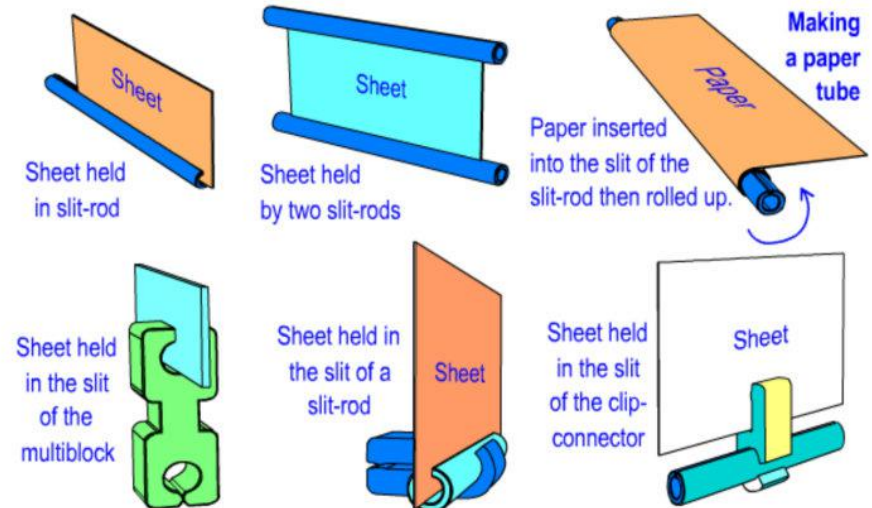
Adding Kre8 Sheet and Card

The Kre8 system has been designed to be used with 'easy-to-cut' Kre8 sheet materials that are 0.5mm thick. They push fit into the Kre8 slit-rods and the Kre8 connectors allowing you to decorate shapes as you want.

Kre8 sheet materials are supplied in a range of basic colours such as:-



Examples in use are: -



Collars

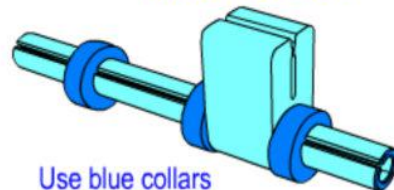


Kre8 collars can be used to hold parts firmly in place and stop side movement.

The grey collars are for use on 4mm axles and 5mm blue collars for use on 5mm rods.

A two speed 'pulley drive' can be added on motor spindles - first add a piece of 5mm bendy-tube then add two 5mm blue collars as shown. Drive can be taken direct from the motor spindle (a) or from the pulley made (b).

How to use



Use blue collars used to hold components firmly.

